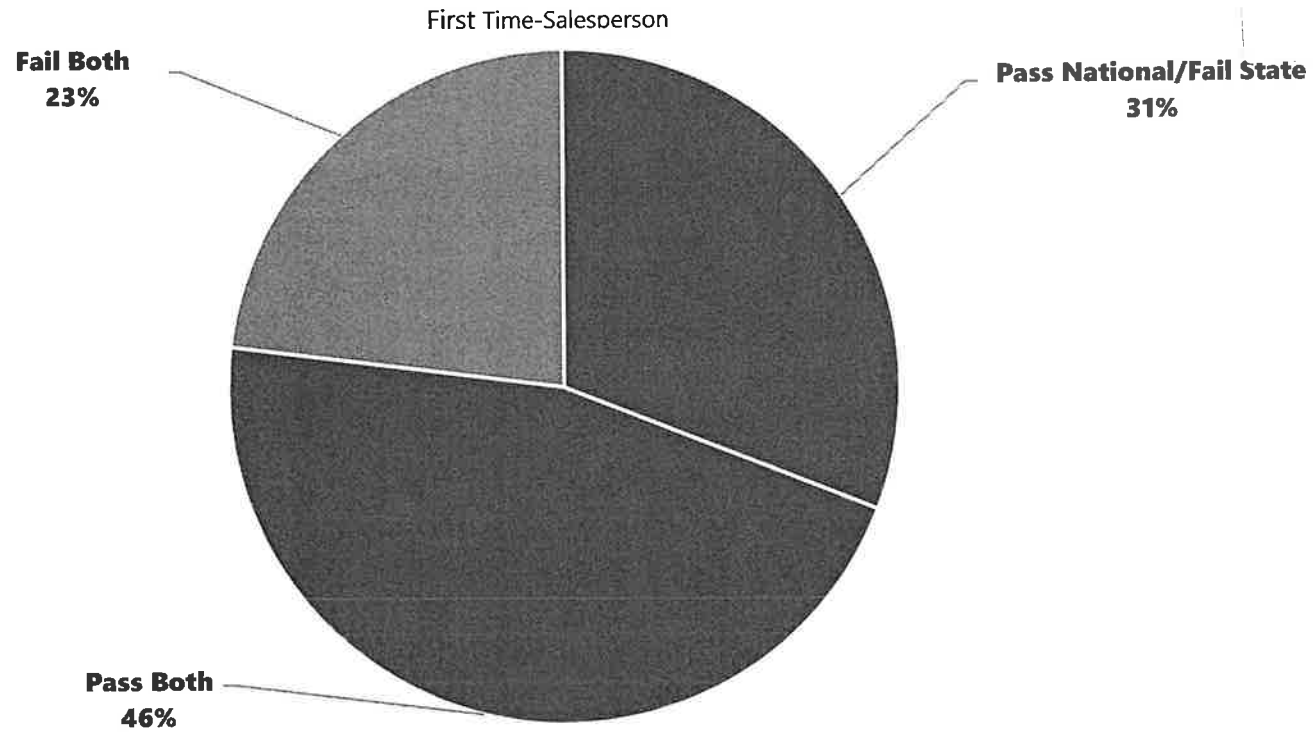


8
July

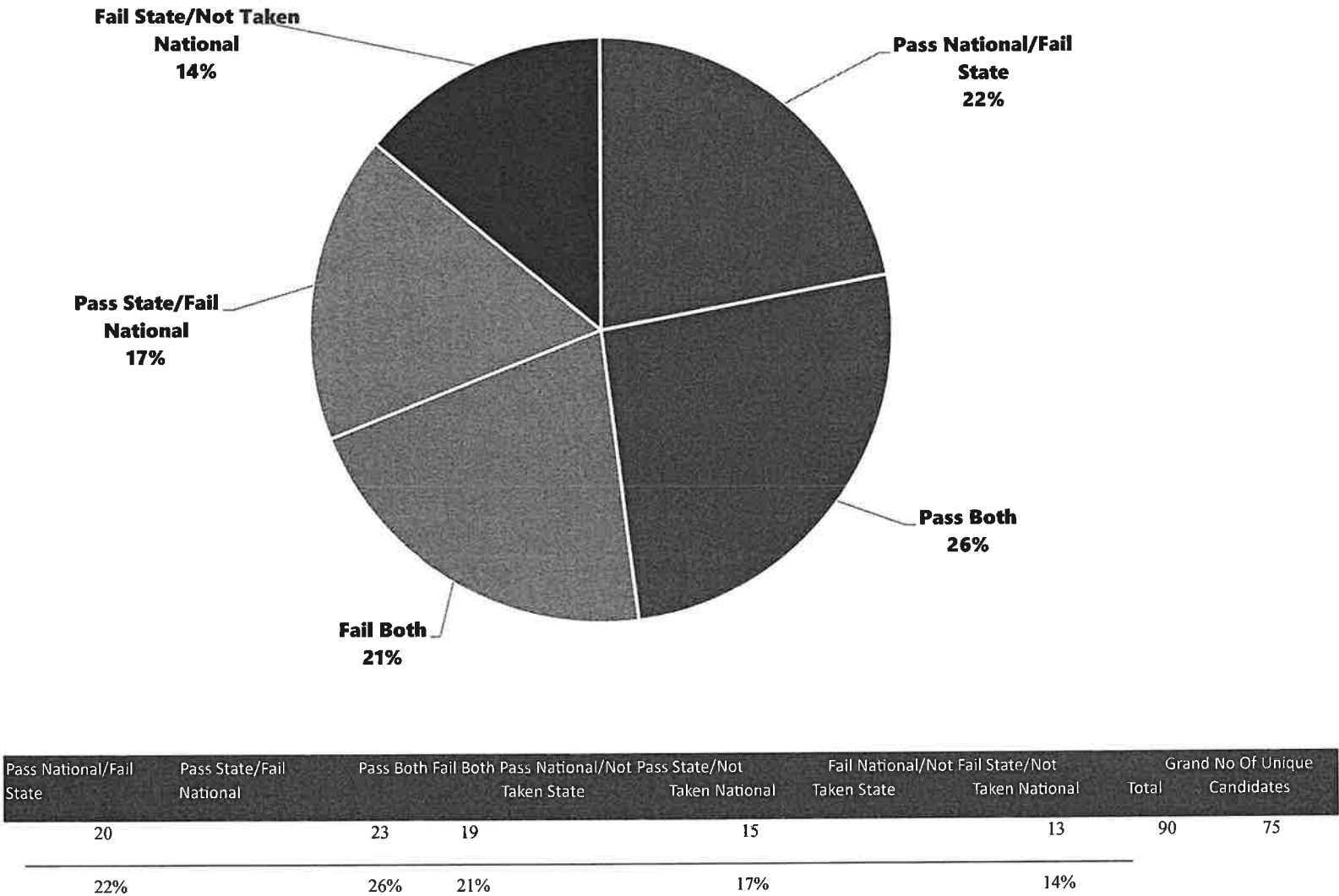
SALESPERSON STATS REPORT July 2025



Pass National/Fail State	Pass State/Fail National	Pass Both	Fail Both	Grand Total
12	18	9	39	
31%	46%	23%		

SALESPERSON STATS REPORT July 2025

All Attempts-Salesperson

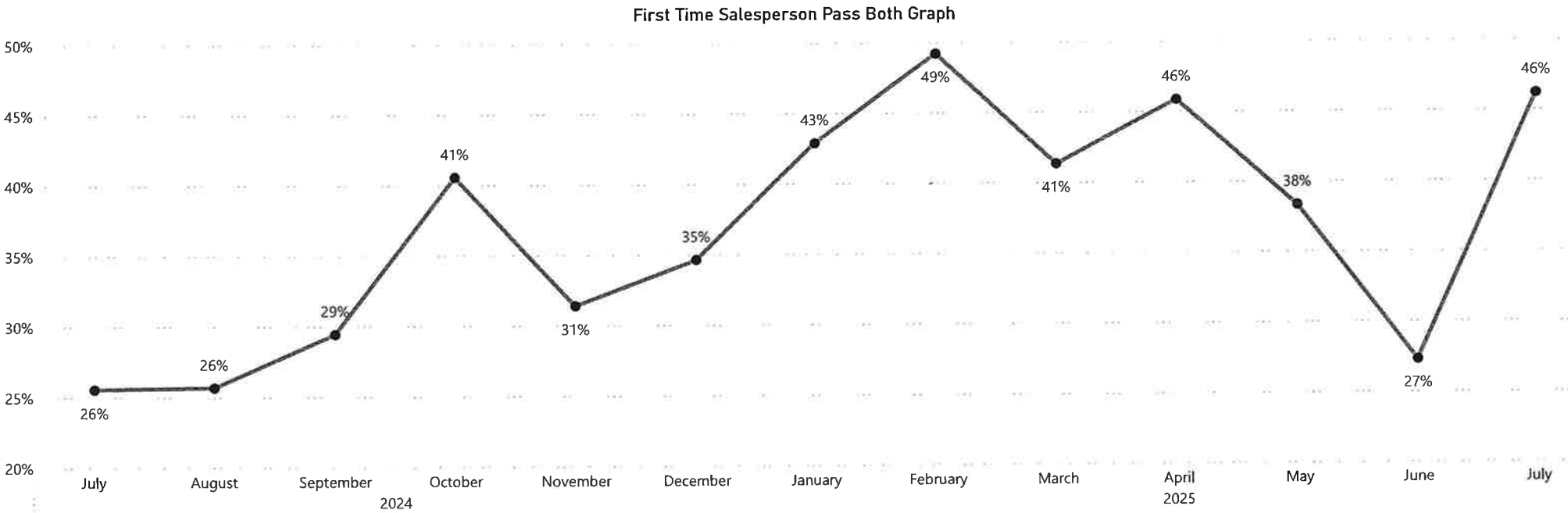




SALESPERSON STATS REPORT July 2025

First Time Salesperson Stats

		July 2024		August 2024		September 2024		October 2024		November 2024		December 2024		January 2025		February 2025		March 2025		April 2025		May 2025		June 2025		July 2025		Grand Total	
Fail		74%	35	74%	29	71%	36	59%	22	69%	35	65%	17	57%	28	51%	31	59%	27	54%	26	62%	29	73%	40	54%	21	63%	376
Pass		26%	12	26%	10	29%	15	41%	15	31%	16	35%	9	43%	21	49%	30	41%	19	46%	22	38%	18	27%	15	46%	18	37%	220
Grand Total		100%	47	100%	39	100%	51	100%	37	100%	51	100%	26	100%	49	100%	61	100%	46	100%	48	100%	47	100%	55	100%	39	100%	596





SALESPERSON STATS REPORT July 2025

NE Real Estate Salesperson

Test Center Name	Test Center City	Total Appointments	Total Delivered
Bellevue University Test Center-89668	Bellevue	16	15
Central Community College-47948	Hastings	1	1
Metropolitan Comm College Elkhorn Valley Test Ctr-88649	Elkhorn	10	10
Metropolitan Community College-70233	Omaha	14	11
Mid-Plains Community College Area-48206	North Platte	1	1
Northeast Community College-53419	Norfolk	6	5
Pearson Professional Centers-Lincoln NE-47061	Lincoln	3	3
Pearson Professional Centers-Omaha NE-47063	Omaha	26	23
Pearson Professional Centers-San Marcos CA-63107	San Marcos	1	1
Pearson Professional Centers-Sioux City IA-47011	Sioux City	1	1
Southeast Community College - Lincoln-48433	Lincoln	21	19
Total		100	90

Passing Candidate % By Attempt

Attempt	1	2	3	4	5	6	7	Total
Fail	21 54%	16 73%	5 42%	5 83%	3 75%	1 25%	1 33%	52 58%
Pass	18 46%	6 27%	7 58%	1 17%	1 25%	3 75%	2 67%	38 42%
Total	39 100%	22 100%	12 100%	6 100%	4 100%	4 100%	3 100%	90 100%

4 Test Takers engaged in a total of 4 Broker Exams during the month of July; 1 passed

No of Takers	Pass Both	Pass National	Pass State	Fail National	Fail State
4	1	2	1	2	3

1 First Time Test Takers, 1 passed, 100%

First Time Takers	Pass Both	Pass National	Pass State	Fail National	Fail State
1	1	1	1	0	0

Broker Statistics July 2025

Year	Month	No of First Time Takers	Pass Both	Pass Both %
2024	July	3	0	0%
2024	August	2	1	50%
2024	September	5	2	40%
2024	October	5	1	20%
2024	November	1	0	0%
2024	December	7	5	71%
2025	January	0	0	0%
2025	February	1	1	100%
2025	March	3	2	67%
2025	April	2	2	100%
2025	May	5	3	60%
2025	June	3	2	67%
2025	July	1	1	100%
Total		38	20	53%

